

Navajo Tribal Utility Authority

A Proud Enterprise of the Navajo Nation

2021 Progress Report



UTILITIES:

Communications, Electric, Natural Gas, Renewable Energy Generation,
Residential Solar, Water, and Wastewater

REGION SERVED:

Northern Arizona, Northwestern New Mexico and Southeastern Utah

SERVICE AREA:

27,000 square miles

Greetings and Ya'aa'teeh,

I send you warm greetings for the New year. As it was for the rest of the Navajo Nation, 2021 was another year for the Navajo Tribal Utility Authority (NTUA) to navigate through the relentless COVID-19 pandemic.

Just as we did 2020, NTUA continued to modify and adapt our business practices and operations as the global pandemic continued to test our resolve through another year.

Despite the threat, NTUA and its workforce remained vigilant recognizing we are an essential business providing and extending life-essential utility services throughout the Navajo Nation.



I am proud to report that NTUA has achieved another productive year even under challenging pandemic conditions. We continue our journey into 2022 on a path of progress since 1959 when NTUA was created by Navajo leaders who believed that a tribally owned entity would better meet the needs of the Navajo People. We move forward to uphold that value.

This Progress Report will illustrate some of our major accomplishments, including completing a major step to export renewable energy and the completion of obligated CARES Act projects.

NTUA was able to realize these accomplishments through a strong and dedicated workforce and with the support and collaboration Navajo Nation leadership and Navajo Nation divisions and departments. We appreciate the assistance that reinforced our mission to provide safe, reliable, and affordable utility services that exceed our customers' expectations.

Since 2008, my objectives have been to keep NTUA as a financially viable, efficient, and progressive multi-utility tribal enterprise that provides affordable utility services that continuously exceeds expectations of the customers we serve, to seek and implement new business opportunities, and to develop and nurture partnerships that benefit tribal communities.

In working to meet those objectives, I would like to say that it has been my privilege and honor to serve the Great Navajo Nation. I look forward to reporting another year of progress.

On behalf of NTUA's Management Board and employees, I send you best wishes and hope you all have a safe, wonderful, and prosperous New Year.

Sincerely,

A handwritten signature in black ink, appearing to read "Walter W. Haase".

Walter W. Haase, P.E.
NTUA General Manager



NTUA VISION

*Enhancing our
customers' lives
through excellent
utility services*

NTUA MISSION

*To provide safe,
reliable, and
affordable utility
services that exceed
our customers'
expectations*

NTUA starts New Year returns approximately \$70 Million in unspent 2020 CARES Act funds

In January 2021, NTUA returned \$34 million of unspent Navajo Nation CARES Act funds. The unspent funds were earmarked by Navajo leaders for the public hardship assistance fund. Later, in March 2021, NTUA returned an additional \$35 million, after withdrawing its request to use the funds to complete utility projects which were part of the 2020 CARES Act. The decision was made after NTUA understood the public worry over the hardship assistance funding.

Before this decision, NTUA connected 3,100 Navajo homes to the internet, connected 737 families to the electric grid (227 more than the original goal), while 300 additional Navajo families received off-grid residential solar systems, 105 families received cistern and septic systems, and 30 Navajo families received waterline connections and septic systems to their homes.

Overall NTUA received \$147,116,561 in 2020 CARES Act funding and used approximately \$75 million to build and extend utility services to as many homes as possible to prevent the spread of the COVID-19 virus.

Preparing for American Rescue Plan Act



NTUA spent most of 2021 organizing for the American Rescue Plan Act (ARPA) allocation of funds. At the beginning of the year, there were 127 Navajo families that were ready to receive off grid solar units. In addition, there were 30 Navajo families identified as shovel ready for waterline and septic systems. Throughout the year, NTUA was ready to work on behalf of the families that we were not able to extend utility services to their homes by the 2020 CARES Act December deadline.

In anticipation of APRA funding, NTUA issued bi-weekly updates covering electric, residential solar, water, wastewater, solar/water cistern projects and communications projects. Copies of the updates were sent to Navajo Nation leadership; regional U.S. Congressional representatives, and posted on-line for customers and or the general public.

NTUA Renewable Energy Development Continues to Progress

In 2021, NTUA made two major progressive steps in renewable energy generation development. NTUA hosted lease signing ceremonies for two large scale utility scale projects that prom-

ise to create new jobs and to help boost the Navajo Nation economy. These projects will also help keep electric rates stable, allow for the investment of power in unserved areas, and provide tax and lease

revenue for crucial public services. The primary benefits include new infrastructure, such as fiber, broadband, water, wastewater, and electric powerlines.

Red Mesa Tapaha Solar Project

The lease agreement approved by the Navajo Nation for the project in Red Mesa was signed in April 2021. The agreement follows a Purchase Power Agreement with the Utah Associated Municipal Power Systems (UAMPS). The clean emission free project is designed to export 66 MW to 16 municipal members of UAMPS, and to keep 6 MW to be utilized by NTUA



for Utah Navajo communities. In addition to power Navajo communities, the project will generate tax revenue for tribal government – stabilizing electric rates, connecting unserved families and enabling broadband. In October,

NTUA hosted a drive-up job fair. Over 300 people drove up and submitted job applications. Over 150 construction jobs are anticipated with a payroll of \$6.2 million. Land lease payments to the Navajo Nation is projected at \$228,250 annually. Navajo Nation sales tax revenue on construction is anticipated to be \$4 million.

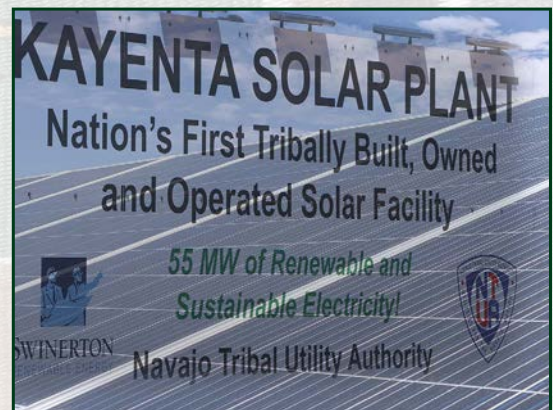
Cameron Solar Project

The lease signing ceremony for Cameron Solar was held in April 2021. The facility will produce 200 MW of clean emission free energy. The project assures transmission payments to the Navajo Nation of \$3 million annually for the life of the project, and land lease payments of \$456,500 annually. The creation of 400 construction jobs is also anticipated to generate payroll of \$8.3 million and Navajo Nation sales tax revenue on construction at \$6 million.



Kayenta Solar facility pays for electric connections to 5 homes in Kayenta area

Under the concept to fund more sustainable infrastructure, 5 Kayenta area homes were connected to the electric grid from proceeds of the Kayenta I and II Solar facilities. The homes were identified for electrical connection under the 2020 CARES Act project but were not connected because of defunding.



The families were contacted and NTUA worked closely with the Navajo Nation land department for the Right of Way and land acquisition process. Once these projects received clearance, each were scheduled for construction.

Extending electricity to homes has always been one of the primary reasons behind NTUA's renewable energy development program. NTUA promised the Kayenta community that excess proceeds from the solar facility would be used to connect homes locally and to help improve the standard of life for families.

Bitcoin creates New Opportunities on Navajo Nation



On Aug 2, 2021, a groundbreaking ceremony took place at Gadii'ahi, NM, an expansion for an industrial-scale cryptocurrency mining operation on the Navajo Nation. NTUA and LUXX Mining were joined by Navajo Nation leaders and Gadii'ahi Chapter officials.

LUXX Mining signed an agreement to purchase up to 15 MW of electricity capacity from NTUA. Approximately 59% of that power to be consumed is being sourced from carbon free energy resources. LUXX Mining and NTUA will examine other power sources to minimize costs and ensure environmental sustainability. This mining partnership

has brought revenue and local employment to the Navajo Nation, and the proposed expansion will increase these benefits further.

This agreement helps to off-set loss revenue from the closure of the Kayenta Mining Operation which was a large industrial customer of NTUA. NTUA had looked for options to counter the loss revenue without having to resort to increasing electric rates. One option was developing utility-scale solar projects. Another opportunity surfaced with the LUXX Bitcoin operation. This opportunity allowed NTUA to generate revenue to stabilize utility rates and to help fund utility construction to homes, and to create new jobs with the LUXX cryptocurrency mining operation on the Navajo Nation.



New NTUA Wireless General Manager selected

In 2021, Ms. Velen Tsosie became the General Manager of NTUA Wireless (NTUAW). Ms. Tsosie started with NTUAW as Customer Care Supervisor and has held just about every Management position, including Deputy General Manager. She has witnessed and been a part of NTUAW growth

and progress. Being a member of the Navajo Nation, she has a strong understanding the communication/broadband needs for the Navajo people.



Long-awaited fiber finally reaches Tuba City

Navajo Nation and Tuba City community leaders joined NTUA and NTUA Wireless to mark the completion of a new fiber optic line that will increase internet capacity for the local health care center, schools, and businesses. The nearly five-mile long fiber optic line was funded with CARES Act funds and featured 25,000 feet of underground fiber optic line and 2,000 feet of ariel line that also increases broadband access for the community. The project planning began over several years ago, but the CARES Act funds made it possible to complete the project in several stages.




Completion of last of CARES Act Towers celebrated

In March 2021, NTUA & NTUA Wireless hosted a ribbon cutting event for the Beclabito, New Mexico communications towers. The 180-foot tower represents the final build of 4 broadband towers funded by the CARES Act. The tower was not completed in 2020 due to weather and terrain conditions. The towers were built to help improve internet services for students, residents, businesses, and first responders, especially in underserved communities.

NTUA meets federal regulations for annual community water report

Adhering to the federal Safe Drinking Water Act (SDWA), NTUA conducted and analyzed routine water tests on all NTUA maintained and operated water systems. NTUA monitored the public water systems monthly for bacteriological contaminants and quarterly or annually for chemical and radiochemical contaminants.



On an annual basis, the SDWA does require NTUA to inform customers about the quality of drinking water and NTUA met this federal requirement by issuing a Consumer Confidence Report (CCR).

The NTUA Environmental Compliance and Laboratory Department reviewed all the previous year's bacteriological, chemical, and radiochemical sampling data for 90 water systems. If there were a positive result of bacteriological contaminants at a water system or an exceedance of an MCL (Maximum Contaminant Level), it would be reported in the CCR, including the health effects of these contaminants. Copies of these reports were made available on the NTUA website.

NTUA met quarterly obligation to pay Navajo Nation Taxes

In 2021, NTUA strictly adhered to the Navajo Procurement/Purchasing Preference and submitted quarterly tax payments to the Navajo Nation based on revenues generated for utility consumption. The taxes that NTUA paid covered the 6% Navajo Nation sales tax or the applicable Certified Chapter/Township tax rate. NTUA also paid the Navajo Nation 6 percent on any construction project and mandated that material and equipment be delivered to locations on Navajo so that the applicable Navajo Nation Sales Tax was paid on that material and equipment. In support of Navajo Nation businesses, NTUA utility crews were encouraged to fuel up units at stations located on the NN, resulting in \$300,000 to \$500,000 spent each month on Fuel. The NTUA tax payment to the Navajo Nation is in the financial section located on page 8.

NTUA receives RP3 designation



In 2021, NTUA earned a Platinum level Reliable Public Power Provider (RP3)[®] designation from the American Public Power Association for providing reliable and safe electric service.

The RP3 designation, which lasts for three years, recognizes public power utilities that demonstrate high proficiency in four key disciplines: reliability, safety, workforce development, and system improvement. Criteria includes sound business practices and a utility-wide commitment to safe and reliable delivery of electricity. NTUA joins more than 270 public power utilities nationwide that hold the RP3 designation.

NTUA is very proud to be honored with this designation. This recognition is the culmination of a lot of work from a lot of people who really care about powering our communities. This designation becomes part of NTUA's commitment to continuing to look for ways to improve operations and provide service to customers and people of the Navajo Nation.

NTUA awards scholarships surpassing \$1.5 million overall

NTUA awards \$1.6 million equaling 792 scholarships in the past 13 years. In 2021, \$120,000 was awarded to 90 students. Each year, NTUA gives scholarships to students interested in fields of study related to the utility industry, including engineering, business management, chemistry, information technology and accounting/finance. NTUA encourages students to apply each year with the hope that students, upon graduation, will consider returning to the tribal enterprise.

High School Sportsmanship Awards honor dedication on and off the Basketball court

NTUA and partner NTUA Wireless honored selected student athletes with Sportsmanship awards during the 2020-2021 regional playoff season. The goal of the NTUA Sportsmanship Award is to enrich athletes by encouraging them to prioritize academics and be role models on and off the court. Selections are based on teacher/coach nominations. Students must maintain a high GPA and must demonstrate integrity at their schools and communities. The awards are presented at regional and district playoffs before thousands of basketball fans.

NTUA partnered with LADWP for mutual aid training in the fall of 2021

The City of Los Angeles Department of Water and Power (LADWP) selected the Navajo Nation as a location for a mutual aid training exercise for its electric crews. Starting in mid-November 2021, LADWP crews worked alongside NTUA electric crews to connect homes without electricity. More than 40 LADWP crew members volunteered to travel out to the Navajo Nation to train in challenging conditions, including in adverse weather and in isolated locations where dirt roads are the only access. The project concluded after 41 days, resulting in the homes of 80 families connected to the electric grid before the Christmas holiday.



NTUA Military Care Packaging Project sends Holiday Cheer

During the 2021 Holiday season, the NTUA Military Care Packaging Project committee assembled 328 packages to send to military personnel who are stationed throughout the country and all over the world. The NTUA Military Care Packaging Project was created to bring holiday cheer to active military service personnel who will be away from home during the holiday season. The NTUA Human Resources coordinated this heartfelt project to express a sincere thank-you to active military members and to let them know that they are in our thoughts and prayers.





Navajo Tribal Utility Authority

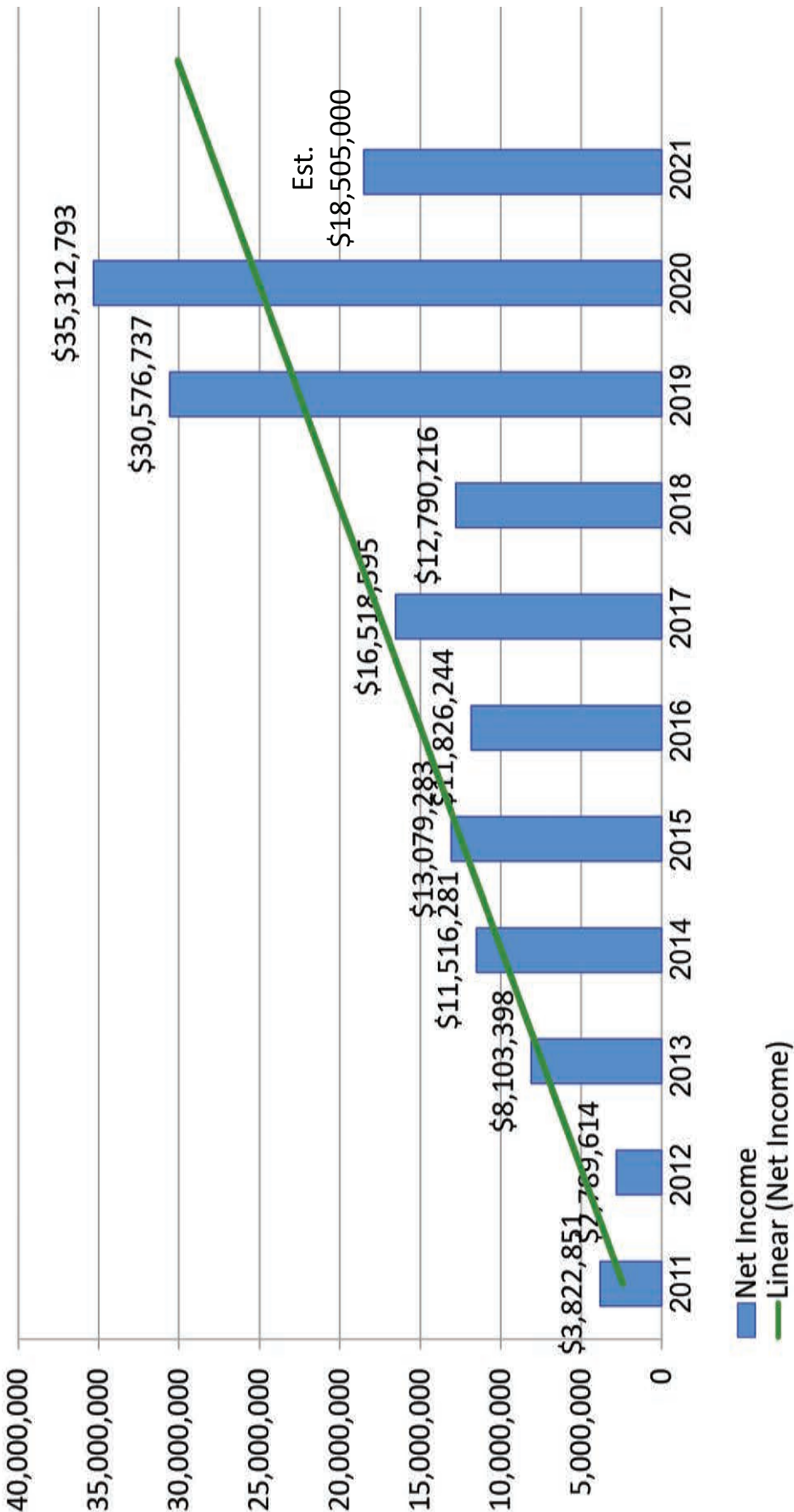
An Enterprise of the Navajo Nation

2021/2022 Financials

NTUA FINANCIAL SUMMARY

NP 2021 est. as of 11/09/21

NTUA 10 Year Audited Financial Statements: Net Position



NTUA DOES PAY NAVAJO NATION TAXES

(NOT INCLUDING TAXES PAID BY NTUA CONTRACTORS & VENDORS)

NTUA Does Pay Navajo Nation Taxes					
Year	Construction Tax	Consumption Tax Form 100	Sales Tax - Café Form 100	Junk Food Tax Form 1100	Totals
2021	\$ 2,568,561	9,551,592	19,986	6,662	\$ 12,146,801
2020	3,523,863	8,764,191	17,915	5,972	\$ 12,311,941
2019	2,386,106	8,446,179	10,132	3,377	\$ 10,845,795
2018	3,119,181	5,467,078	-	-	\$ 8,586,259
2017	2,858,672	4,614,430	-	-	\$ 7,473,102
2016	3,629,926	4,066,687	-	-	\$ 7,696,613
2015	761,912	4,083,307	-	-	\$ 4,845,219
2014	541,728	3,899,462	-	-	\$ 4,441,190
2013	1,982,771	3,654,834	-	-	\$ 5,637,605
2012	3,575,836	2,349,240	-	-	\$ 5,925,076
2011	2,377,890	2,856,145	-	-	\$ 5,234,035
2010	537,020	2,857,185	-	-	\$ 3,394,205
Totals					\$ 88,537,841

NAVAJO TRIBAL UTILITY AUTHORITY

(A Navajo Nation Enterprise)

Statements of Revenues, Expenses, and Changes in Net Position

Years ended December 31, 2020 and 2019

	2020	2019
Operating revenues:		
Electric	\$ 98,411,863	103,556,911
Gas	13,240,457	14,281,468
Water	23,563,195	21,414,438
Other	12,999,347	11,638,629
Wastewater	4,958,006	4,925,639
Photovoltaic	176,749	183,018
Gross operating revenues	153,349,617	156,000,103
Less provision for bad debts	3,812	119,675
Total operating revenues, net	153,345,805	155,880,428
Operating expenses:		
Electricity, gas, and water purchased for resale	51,414,512	55,581,115
Operation and maintenance	23,840,167	27,191,192
Administrative and general	12,269,513	21,269,578
Customer accounts and sales	2,459,485	3,466,081
Provision for depreciation and amortization	30,182,479	28,073,951
Total operating expenses	120,166,156	135,581,917
Operating income	33,179,649	20,298,511
Nonoperating revenues (expenses):		
Interest expense	(5,257,854)	(11,208,690)
Increase in fair value of investments	132,015	37,174
Merchandising, jobbing, and contract work, net	(175,897)	(132,626)
Allowance for funds used during construction	—	524,309
Other, net	(529,616)	(507,699)
Investment and interest income	4,015,900	4,753,463
Income from investment in joint venture	3,948,596	2,449,623
Total nonoperating revenues (expenses)	2,133,144	(4,084,446)
Change in net position before contributions	35,312,793	16,214,065
Capital contribution	—	14,362,672
Change in net position	35,312,793	30,576,737
Net position at beginning of year	223,446,053	192,869,316
Net position at end of year	\$ 258,758,846	223,446,053

NAVAJO TRIBAL UTILITY AUTHORITY

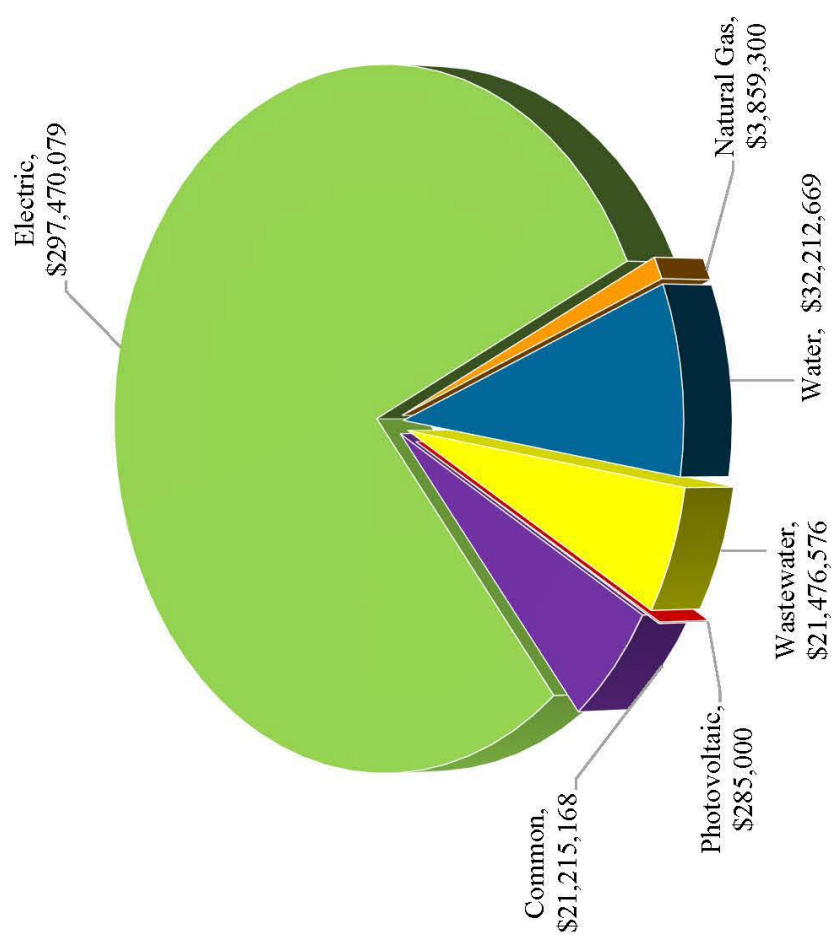
(A Navajo Nation Enterprise)

Revenues, Expenses, and Changes in Net Position Data by Type of Service
Years ended December 31, 2020

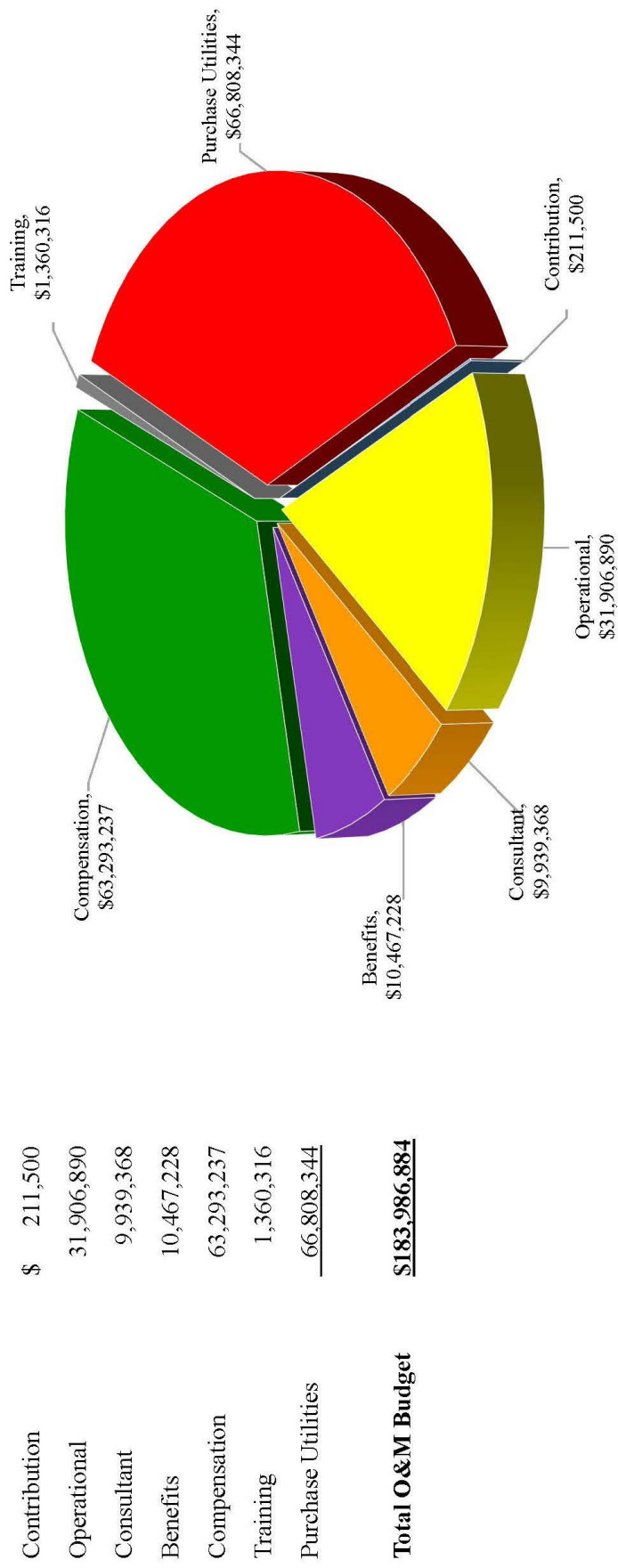
	Electric	Gas	Water	Wastewater	PV	Total
Gross operating revenues	\$ 111,411,210	13,240,457	23,563,195	4,958,006	176,749	153,349,617
Recovery of bad debt	2,116	305	1,045	306	40	3,812
Total operating revenues, net	111,409,094	13,240,152	23,562,150	4,957,700	176,709	153,345,805
Operating expenses:						
Electricity, gas, and water purchased for resale	44,920,368	5,012,249	1,481,895	—	—	51,414,512
Operation and maintenance	10,602,123	2,487,666	8,725,580	1,786,319	238,479	23,840,167
Administrative and general	7,732,351	885,342	2,785,281	774,587	91,952	12,269,513
Customer accounts and sales	1,272,896	180,514	761,743	226,043	18,289	2,459,485
Provision for depreciation and amortization	21,700,258	1,892,056	4,639,732	1,570,611	379,822	30,182,479
Total operating expenses	86,227,996	10,457,827	18,394,231	4,357,560	728,542	120,166,156
Operating income (loss)	25,181,098	2,782,325	5,167,919	600,140	(551,833)	33,179,649
Nonoperating revenues (expenses):						
Interest expense	(4,101,876)	(74,824)	(443,481)	(628,935)	(8,738)	(5,257,854)
Decrease in fair value of investments	28,946	682	28,860	73,512	15	132,015
Merchandising, jobbing, and contract work, net	(203,960)	(5,878)	21,868	40,909	(28,836)	(175,897)
Allowance for funds used during construction	—	—	—	—	—	—
Other, net	120,059	(137,467)	(366,118)	(123,998)	(22,092)	(529,616)
Investment and interest income	2,035,471	50,140	888,055	1,042,202	32	4,015,900
Income from investment in joint venture	3,948,596	—	—	—	—	3,948,596
Total nonoperating revenues (expenses)	1,827,236	(167,347)	129,184	403,690	(59,619)	2,133,144
Income before contributions	27,008,334	2,614,978	5,297,103	1,003,830	(611,452)	35,312,793
Capital contribution	—	—	—	—	—	—
Change in net position	27,008,334	2,614,978	5,297,103	1,003,830	(611,452)	35,312,793
Net position at beginning of year	109,084,124	16,626,649	71,766,368	24,655,290	1,313,622	223,446,053
Change in working capital provided by (to) other services	4,434,061	(6,453,696)	1,600,722	(24,580)	443,493	—
Net position at end of year	\$ 140,526,519	12,787,931	78,664,193	25,634,540	1,145,663	258,758,846

2022 APPROVED CAPITAL BUDGET

Electric	\$ 297,470,079
Natural Gas	3,859,300
Water	32,212,669
Wastewater	21,476,576
Photovoltaic	285,000
Commons	<u>21,215,168</u>
Total Capital Budget	<u>\$ 376,518,792</u>



2022 APPROVED O&M BUDGET



REGIONAL UTILITY RATE COMPARISON

as of September 30, 2021

	Residential					
	Electric Summer	Electric Winter	Gas Summer	Gas Winter	Water	Waste Wtr
Average NTUA Usage	390 kWh	580 kWh	20 Therms	65 Therms	4,400 Gallons	4,400 Gallons
					5/8" Meter	5/8" Meter
NTUA	\$ 34.61	\$ 48.67	\$ 16.63	\$ 37.72	\$ 35.34	\$ 18.44
Page	33.24	46.39	16.87	32.32	17.42	28.58
Farmington	45.79	64.81	30.90	76.19	18.00	17.17
Gallup	54.60	80.54	30.90	76.19	39.53	32.80
APS Flagstaff (Tuba City)	63.12	86.67	16.87	32.32	38.38	23.54
APS Winslow (Cameron)	63.12	86.67	16.87	32.32	28.03	35.89
Blanding, UT	47.06	65.61	21.51	51.92	26.53	27.50
Jemez Mtns (Torreon)	53.55	72.81				
CDEC (Crownpoint)	66.97	85.47				
RMP - Utah	44.19	57.92				
Average Rates	\$ 50.63	\$ 69.55	\$ 21.51	\$ 48.43	\$ 29.03	\$ 26.27

For Comparison:
Average City's Electric system has about 500 customers per mile of line.
NTUA's Electric system has 4.06 customers per mile of line



Navajo Tribal Utility Authority

An Enterprise of the Navajo Nation

2021 Year End
**Utility
Construction
Projects**



Navajo Tribal Utility Authority - Electric Systems Division

2022 COMMUNITY POWER LINE PROJECTS

PROJECTS:
15 Projects, 187 Families
109.01 Miles of Line

BUDGET:
\$12,220,294.04

STATUS:
0 - Complete
1 - In Progress
14 - Pending

CHINLE	
Customers: 8	Sub-Total: \$281,092.20
LOCATION	FAMILIES
Tselani/Cottonwood	8
East Phase II	

FORT DEFIANCE	
Customers: 0	Sub-Total: \$0
LOCATION	FAMILIES
Burnham	1
Scattered (TAA)	
Sheepsprings	10
Toh Haltsooi	

DILKON	
Customers: 71	Sub-Total: \$6,474,344.95
LOCATION	FAMILIES
Dilkon	23
John's Draw	
Greasewood Springs	16
Antelope Trail	
Indian Wells	1
Scattered (SLA)	
Leupp	25
North Grand Falls	
Wide Ruins	6
Boggy Lake/Tanner Springs Phil	

KAYENTA	
Customers: 71	Sub-Total: \$2,860,467.70
LOCATION	FAMILIES
Navajo Mountain, Utah	4
Scattered	
Ts'ah Biikin	25
Electrification Project	
Shonto South Phase II-A	19
Shonto South Phase II-B	23

TUBA CITY	
Customers: 26	Sub-Total: \$1,601,687.27
LOCATION	FAMILIES
Coppermine	2
Phase V	
Lechee	2
Scattered (SLA)	
Tonalea	22
Wildcat Peak	

Note: ▲ = Carry-Over from previous years

as of 12/15/2021



Navajo Tribal Utility Authority - Electric Systems Division

2022 COMMUNITY POWER LINE PROJECTS RIGHT-OF-WAY

PROJECTS:


32 Projects, 191 Families
133.45 Miles of Line

BUDGET:

\$1,743,024.67

STATUS:

0 - Complete
32 - In Progress
0 - Pending



Note: ▼ = Carry-Over from 2017-20
▲ = Carry-Over from 2021

CHINLE	
Families: 31	Sub-Total: \$173,128.42
LOCATION	FAMILIES
▲ Pinon Chapter	5
Scattered	
▼ Tsaila/Wheatfields	26
Horseshoe Canyon	

FORT DEFIANCE	
Families: 31	Sub-Total: \$194,918.57
LOCATION	FAMILIES
▲ Fort Defiance	1
Coalmine Scattered	
Manuelito	4
Scattered	
▲ Mexican Springs	14
Scattered (Formal)	
Mexican Springs	1
Scattered (SLA)	
▲ Naschitti	7
White Hills Sand	
▼ Sawmill	2
Scattered	
▲ St. Michaels	1
Scattered	
▼ Tse'si'Ani' (Lupton)	1
Scattered	

SHIPROCK	
Families: 32	Sub-Total: \$202,242.56
LOCATION	FAMILIES
▲ Burnham (Formal)	1
Hogue Extension	
▲ Burnham (SLA)	3
Scattered	
▲ Hogback (Formal)	1
Scattered	
▲ Hogback (SLA)	3
Scattered	
▲ Red Mesa	1
UNTF Scattered	
▲ Red Valley (Formal)	1
Red Valley (SLA)	2
▼ Sweetwater	1
3 Ph (Chapter Complex)	
Westwater Village	19

DILKON	
Families: 39	Sub-Total: \$549,364.71
LOCATION	FAMILIES
Birdsprings	4
Phase IV	
Birdsprings	1
Scattered (SLA)	
▼ Leupp	25
North Grand Falls	
Teesto	1
Scattered (SLA)	
Tolani Lake	8
Former Benette Freeze Area	

KAYENTA	
Families: 49	Sub-Total: \$467,513.31
LOCATION	FAMILIES
Chilchinbeto	1
Gamble Extension	
Dennehotso	5
Scattered	
▼ Kayenta	24
CombRidge/EI Capitan	
▲ Navajo Mountain, Utah	2
Scattered	
▲ Navajo Mountain	1
Scattered (SLA)	
▲ Oljato	12
Halgaitoh	
Ts'ah BiiKin	4
Delmar Extension	

TUBA CITY	
Families: 9	Sub-Total: \$155,857.10
LOCATION	FAMILIES
Coalmine Canyon	9
Phase II	



Navajo Tribal Utility Authority - Electric Systems Division

2022 COMMERCIAL POWER LINE PROJECTS

PROJECTS:

11 Projects

9 Customers

BUDGET:

\$3,428,849.03

STATUS:

0 - Complete

7 - In Progress

4 - Pending



CHINLE	
Customers: 1	Sub-Total: \$22,541.48
LOCATION	FAMILIES
▲ OEHE NA-06-D32/Q39	1
Rough Rock Well Building	
FORT DEFIANCE	
Customers: 2	Sub-Total: \$442,569.86
LOCATION	FAMILIES
▲ OEHE NA-07-D35	1
St. Michaels Booster Station	
▲ Tohatchi	1
Red Willow Farm	
SHIPROCK	
Customers: 2	Sub-Total: \$118,291.87
LOCATION	FAMILIES
▲ Four Corners Monument	1
3 Phase/EME	
▲ OEHE NA-17 W20	1
Shiprock lift Station	

DILKON	
Customers: 0	Sub-Total: \$2,760,134.50
LOCATION	FAMILIES
▲ OEHE W01/U02	
Main line Conversion	
▲ OEHE (Tie Line)	
Dilkon to Birdsprings	
KAYENTA	
Customers: 3	Sub-Total: \$52,485.97
LOCATION	FAMILIES
▲ ADOT Shonto Street lighting	1
▲ Gouldings	1
Lodge Cabin and Retreat	
▲ OEHE NA-13-XB4	1
Garnet Ridge Booster Station	
TUBA CITY	
Customers: 1	Sub-Total: \$27,825.35
LOCATION	FAMILIES
▲ Tonalea	1
Chapter Complex (URD)	

Note: ▲ = Carry-Over from 2021

as of 12/15/2021



Navajo Tribal Utility Authority - Electric Systems Division

2022 NAVAJO HOUSING AUTHORITY PROJECTS

PROJECTS:
40 Projects
40 Families
BUDGET:
\$496,066.13

STATUS:

0 - Complete
0 - In Progress
40 - Pending



Note: ▲ = Carry-Over from previous years

<u>CHINLE</u>	
Families: 5	Sub-Total: \$80,495.68
LOCATION	FAMILIES
▲ Ganado	1
Scattered	
▲ Lukachukai	2
Scattered	
▲ Nazlini	1
Scattered	
▲ Round Rock	1
Scattered	

<u>FORT DEFIANCE</u>	
Families: 8	Sub-Total: \$109,801.23
LOCATION	FAMILIES
▲ Crystal	2
Scattered	
▲ Lupton	1
Scattered	
▲ New Lands	1
Scattered	
▲ Oak Springs	1
Scattered	
▲ Sawmill	1
Scattered	
▲ Standing Rock	1
Scattered	
▲ Whiterock	1
Scattered	

<u>SHIPROCK</u>	
Families: 13	Sub-Total: \$129,458.83
LOCATION	FAMILIES
▲ Aneth	1
Scattered	
▲ Beclabito	1
Scattered	
▲ Burham	1
Scattered	
▲ Nenahnezad	1
Veteran Scattered	
▲ Nenahnezad	2
Scattered	
▲ Shiprock	6
Scattered	
▲ Teeconspos	1
Scattered	

<u>DILKON</u>	
Families: 4	Sub-Total: \$76,779.59
LOCATION	FAMILIES
▲ Dilkon	3
Scattered	
▲ Ganado	1
Scattered	

<u>KAYENTA</u>	
Families: 1	Sub-Total: \$10,000.42
LOCATION	FAMILIES
▲ Navajo Mountain	1
Scattered	

<u>TUBA CITY</u>	
Families: 9	Sub-Total: \$89,530.38
LOCATION	FAMILIES
▲ Bodaway / Gap	1
FBFA Scattered	
▲ Cameron	1
FBFA Scattered	
▲ Coppermine	3
FBFA Scattered	
▲ Kaibeto	1
FBFA Scattered	
▲ Tonalea	1
FBFA Scattered	
▲ Tuba City	1
FBFA Scattered	
▲ Tuba City	1
Veteran Scattered	

as of 12/15/2021



Navajo Tribal Utility Authority - Natural Gas Division

2021 NATURAL GAS CONSTRUCTION RESIDENTIAL

Customer Funded

PROJECTS:
202 Families as of 12/31/21

BUDGET:
\$424,188.49

COMPLETE:
\$88,462.83

INITIAL TARGET:
46 Families

INITIAL BUDGET:
\$287,858.83

2020 CARRY OVER:
\$83,931.83

STATUS:

47 - Complete
51 - In Progress
103 - Pending
0 - ROW



CHINLE
Total Families: 103
Sub-Total: \$203,927.00

LOCATION: Many Farms IPT Replacement
CUSTOMER: 103

DILKON
Total Families: 53
Sub-Total: \$145,078.83

LOCATION: Marco Dalgai
CUSTOMER: 1

Dilkon Health Center
South Housing
*Pending Meter Installation,
Contractor is not ready for services
Cheryl Bitsuie

KAYENTA
Total Families: 0
Sub-Total: \$0

LOCATION: CUSTOMER

CROWNPOINT
Total Families: 0
Sub-Total: \$0

LOCATION: CUSTOMER

FORT DEFIANCE
Total Families: 47
Sub-Total: \$75,182.66

LOCATION: Window Rock
CUSTOMER: 45

Karigan Estates Unit 90
Karigan Estates Unit 96

SHIPROCK
Total Families: 1
Sub-Total: \$0

LOCATION: Verna Begay
CUSTOMER: 1

Note: ▲ = Carry-Over from 2019-2020

as of 1/6/2022



Navajo Tribal Utility Authority - Natural Gas Division

2021 NATURAL GAS CONSTRUCTION COMMERCIAL

Customer Funded

PROJECTS:
18 Customers as of 2/31/2021

BUDGET:
\$409,138.90

COMPLETE:
\$320,376.01

INITIAL TARGET:
5 Customers as of 1/1/21

INITIAL BUDGET
\$257,897.03

CARRY OVER:
\$248,449.09

STATUS:

11 - Complete
5 - In Progress
0 - Pending
1 - ROW



Note: ▼ = Carry-Over from 2019
▲ = Carry-Over from 2020

CHINLE	DILKON	KAYENTA	TUBA CITY
Total Customers: 3	Total Customers: 1	Total Families: 3	Total Families: 2
Sub-Total: \$9,447.94	Sub-Total: \$87,782.07	Sub-Total: \$154,840.43	Sub-Total: \$24,698.49
LOCATION CUSTOMERS	LOCATION CUSTOMERS	LOCATION CUSTOMERS	LOCATION CUSTOMERS
▼ Chinle old MVD 1	▼ Dilkon Health Center .. 1	▲ KUSD 1	Tuba City NHA 1
Retirement		Amigo Cafe 1	Housing Management
▼ KindahLichi'ilakta 1		pending Meter Activation	Office
School Generator		Blue Coffee Pot 1	Tuba City RHCC 1
Sage Memorial 1			Meter Upgrade
Meter Upgrade			

CROWNPOINT
Total Customers: 4
Sub-Total: \$25,793.80
LOCATION CUSTOMERS
NNSC- Pizza Place 1
Pending Meter installation
NTU Vet Clinic 1
Meter upgrade
Standing Rock 1
Headstart Pending Meter
Installation

FORT DEFIANCE
Total Customers: 1
Sub-Total: \$11,433.66
LOCATION CUSTOMERS
TMC Building 3002 1

SHIPROCK
Total Customers: 5
Sub-Total: \$95,142.51
LOCATION CUSTOMERS
CCSD Central Office .. 1
Building Reroute
Dine College 1
Mathematics and Science
Building Reroute
CCSD Mesa Heights .. 1
Bond & Bond Trading .. 1
Post Retirement



Navajo Tribal Utility Authority - Natural Gas Division

2021 NATURAL GAS CONSTRUCTION - CIP

Capital Improvement Projects - NTUA Funded

PROJECTS:
34 Projects as of 2/31/2021
BUDGET:
\$1,091,058.64
COMPLETE:
\$177,093.97
INITIAL TARGET:
19 Projects
INITIAL BUDGET
\$1,134,785.00
CARRY OVER:
\$155,454.96

STATUS:

21 - Complete
3 - In Progress
9 - Pending
1 - ROW



Note: ▼=Carry-Over from 2019
▲=Carry-Over from 2020

CHINLE		
Total Projects: 4		
Sub-Total: \$299,936.00		
LOCATION	CUSTOMERS	
Chinle Rectifier	1	
Ganado Primary	1	
Regulator Replacement		
Many Farms HS	1	
Regulator Replacement		
Many Farms	1	
Replace 1 Regulator Station		

DILKON		
Total Project: 5		
Sub-Total: \$247,926.90		
LOCATION	CUSTOMERS	
Dilkon	2	
Replace 2 Regulator Station		
Greasewood Springs	2	
Admin and Building		
Regulator Replacements		
Toyei Retirement	1	

FORT DEFIANCE		
Total Project: 16		
Sub-Total: \$397,649.49		
LOCATION	CUSTOMERS	
Chuska	1	
Line Replacement		
Chuska School Gym	1	
Regulator Replacement		
Fort Defiance	1	
Conoco Reg Station		
Fort Defiance to	1	
Navajo Exposed Pipe spans		
Fort Defiance to	1	
Old Post Office Retirement		
NTUA HQ Gas	1	
Admin Gas		
NTUA Recycle Center	1	
NTUA House 206	1	
Rio Puerco Gas Repair	1	
Tohatchi IHS Clinic	1	
Regulator Replacement		
Tohatchi CP System	1	
Assessment		
Twin Lakes Area	1	
Regulator Station Replaced		
Window Rock	1	
Regulator Station Replaced		
Window Rock HS	1	
Regulator Replacement		
Window Rock	1	
Fair Grounds Line Repair		
Old IHS Gas Leak	1	

SHIPROCK		
Total Projects: 6		
Sub-Total: \$47,390.59		
LOCATION	CUSTOMERS	
Highway 491	1	
Laundromat Regulator		
Replacement		
Kirk Center	1	
Laundromat Regulator		
Replacement		
Shiprock	1	
2-Inch Main Reroute		
Red Mesa Elementary	1	
Meter Upgrade		
Stella Joe	1	
Service Line Upgrade		
Shiprock CP System	1	
Assessment		

Navajo Nation		
Total Projects: 1		
Sub-Total: \$60,353.00		
LOCATION	CUSTOMERS	
Valve Replacement	1	
and Reconfigurations		

KAYENTA		
Total Projects: 1		
Sub-Total: \$1,533.66		
LOCATION	CUSTOMERS	
Kayenta Odorant	1	
Station Battery Replacement		

CROWNPOINT		
Total Projects: 1		
Sub-Total: \$36,269.00		
LOCATION	CUSTOMERS	
Crownpoint	1	
Exposed Pipeline		

as of 1/6/2022



Navajo Tribal Utility Authority - Natural Gas Division 2021 NATURAL GAS CONSTRUCTION - STP Southern Trails Acquisition - NTUA Funded

PROJECTS:
4 Projects as of 12/31/20

BUDGET:
\$69,166.25

COMPLETE:

INITIAL TARGET:
5 Projects

INITIAL BUDGET
\$69,166.25

CARRY OVER:

STATUS:
0 - Complete
0 - In Progress
1 - Pending
3 - ROW

CHINLE	DILKON	KAYENTA	TUBA CITY
Total Projects: 0	Total Projects: 0	Total Projects: 0	Total Projects: 0
Sub-Total: \$0	Sub-Total: \$0	Sub-Total: \$0	Sub-Total: \$0
LOCATION CUSTOMERS	LOCATION CUSTOMERS	LOCATION CUSTOMERS	LOCATION CUSTOMERS

CROWNPOINT	FORT DEFIANCE	SHIPROCK
Total Projects: 0	Total Projects: 0	Total Projects: 5
Sub-Total: \$0	Sub-Total: \$0	Sub-Total: \$61,259.00
LOCATION CUSTOMERS	LOCATION CUSTOMERS	LOCATION CUSTOMERS
		▲ Southern Trail Interconnection NAPI Block 3 1
		▲ Southern Trail Interconnection NAPI Site 371 1
		▲ Southern Trail Interconnection SR Interconnection 1
		▲ Southern Trail Interconnection Material Yard ROW 1

Note: ▲=Carry-Over from 2019

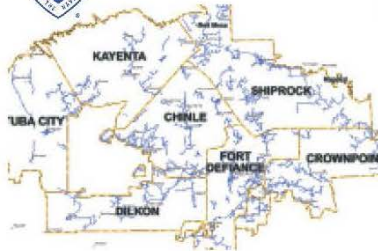
as of 1/6/2022

Navajo Tribal Utility Authority



2021 W/WW ENGINEERING DIVISION

Water Capital Projects



Note: ▲=Carry-Over from 2019

679 Total Projects:

44 - Complete
593 - In Progress
42- Pending

INITIAL TARGET: 137 Projects

INITIAL BUDGET: \$60,411,086

Total Projects: 679 Projects

Total BUDGET: \$121,319,403

CHINLE

Total: 15, Sub-Total: \$11,149,500

LOCATION	PROJECTS
Chilchinbeto.....	1
White Mesa booster w/building & elec	
Chinle WTP Ph II.....	1
Kistillie Subsurface Bore.....	1
Pinon Subsurface Bore.....	1
Cottonwood.....	1
Booster w/building & elec serv.	
Ganado Well.....	1
Chinle PRVs.....	2
Ganado Re-Chlorination.....	3
Nazlini.....	1
Booster w/building & elec serv.	
Tselina South Tank PVC.....	1
Offline Well to WLS Chinle South.....	1
Kinlichee Watering Point.....	1

CROWNPOINT

Total: 24, Sub-Total: \$5,291,746

LOCATION	PROJECTS
Counselor @Nickle Mesa.....	2
Replace PVC Line Erosion	
Iyanbito 6" HDPE water line lower.....	1
Crownpoint.....	1
Replace 1000 meters w/ Elster & AMI Module	
Mariano Lake BIA N11 Xing 6"4"2".....	1
Nageezi PRVs w/valts 5 ea.....	5
Pinedale BIA N7054 Xing 6"4"2".....	1
South Ojo Encino -PRV w/Vault.....	1
Thoreau.....	1
Repl controls wells, booster & tank	
Thoreau JW Camp.....	1
Booster w/building & elec serv.	
Lower 6" HDPE Water Line.....	4
Kerr Mc Gee ;Ojo Encino; Torreon;	
Old Zuni Drive	
Watering Point.....	5
- Iyanbito	
- Lake Valley	
- Torreon	
- Crownpoint	
- Pueblo Pintado	
Thoreau Sonsela Well.....	1

DILKON

Total: 18, Sub-Total: \$22,187,207

LOCATION	PROJECTS
Bird Springs BIA N71 Xing.....	1
Dilkon Pass Upgrade.....	1
Lower Greasewood -WTP.....	1
Leupp PRVs w/vault 5 ea.....	5
Tolani Lake.....	1
Booster w/building & elec	
Twin Arrows -Tower 5820.....	1
White Cone.....	1
Booster w/building & elec	
Twin Arrows.....	1
Travel Plaza.....	1
Watering Points.....	4
-Whitecone, Leupp, Wide Ruins,	
Greasewood Springs	
Little Colorado 6" Upgrade.....	1
Lower Greasewood Well Tie in.....	1

FORT DEFIANCE

Total: 18, Sub-Total: \$9,428,686

LOCATION	PROJECTS
Watering Points.....	3
-Fort Defiance: Lupton: Twin Lakes:	
Fort Defiance.....	3
-Buell Park Well 1 & 2 upgrade	
-Replace AC with D.I.	
Houck.....	1
Replace Controls well, booster tanks	
Fort Defiance.....	1
Chlorine Injection Building w/electric	
Bonito Canyon.....	1
Non-pitless upgrades	
Slick Rock A1.....	1
-upgrades, controls, SCADA, building and electrical system	
Slick Rock A2.....	1
-upgrades, controls, SCADA, building and electrical system	
Crazy Creek Bore.....	1
Window Rock circle Dr upgrade.....	1
Park Estates Ph. 1 & 2 & 3.....	1
Park Estates Final Phase.....	1
Houck Pump house.....	1
Houck Well.....	1
Hunters Point Offline Well to WLS.....	1

KAYENTA

Total: 10, Sub-Total: \$4,401,844

LOCATION	PROJECTS
Chilchinbeto.....	1
-Yellowhair booster w/building & elec.	

Dennehotso.....	1
Well Upgrade existing control system	
Kaibeto NHA Tie-in.....	1
Halchita.....	1
upgrade water treatment plant	
Dennehotso.....	1
Road & Bridge Crossings	
Kayenta Well#3.....	1
-Replace well control	
Kaibeto N6331/N21-3A.....	1
-WL Road Crossing	
Shonto Well.....	1
-Replace well control	
Watering Points.....	2
-Inscription House:Chilchinbeto	

RED MESA

Total: 11 Sub-Total: \$5,100,420

LOCATION	PROJECTS
Aneth.....	1/4
-Water Treatment Plant Ph.1 & Ph. 2	
-Upgrade PRV w/vault	
-Upgrade PRV & AV w/plumbing	
Red Mesa.....	1
PRV plumbing w/ vault	
Montezuma Creek.....	2
Treatment Plant for Well 1, 2 & 3	
TeecNospos AZ PVRs w/vaults.....	1/2
Watering Point.....	1
-Beclabito	
TeecNosPos Bore Project.....	1

SHIPROCK

Total: 31, Sub-Total: \$12,786,310

LOCATION	PROJECTS
Shiprock.....	1
Chlorine Injection Building w/electric	
Beclabito PRVs w/valts 3ea.....	3
Burnham HWY 371.....	1
Chlorine inj building with elec serv	
Beclabito Booster #3.....	1
Vault w/new building & plumbing	
Red Valley Watering Point.....	1
Offline Well to WLS.....	2
- Newcomb well; Sheepsprings Well	
Huerfano, PRV w/vaults.....	3
Burnham, PRV Vault.....	1
Nageezi WLS.....	1
Westwater Water System.....	1
Cutter Lat. WLS.....	6
Lybrook Inter-tie.....	1

Oaksprings, RT63.....	1
PRV w/Vault	
Rattlesnake.....	2
-Booster w/building & elec serv.	
NAPI Bore 300' HDPE.....	1
Shiprock.....	3/1
-Farm A-Lillie Joe -PVC pipe, gate valve	
-Farm B-Silas Camp - PVC and PE	
-Cortez Tank	
Toadleana.....	1
7 ea. Water line Road Crossings	
Upper Fruitland.....	1
ARV's w/vault & tap	

TUBA CITY

Total: 11 Sub-Total: \$740,659

LOCATION	PROJECTS
Hard Rock PRV w/Vaults.....	4
Tuba City.....	1
Missing Master Meter Vault cover	
Bittersprings Tank.....	1
Replace altitude valve, plumbing & vault @ tank	
Cedar Springs PRVs.....	1
Watering Point.....	2
-Cameron	
-Bodaway Gap	
Cameron School Drinking Water.....	1
Cameron WLS.....	1

NAVAJO NATION

Total: 541 Sub-Total: \$50,233,03

LOCATION	PROJECTS
-Valve replacements	
-New/existing res. Water meter	
-10 master meter w/vaults	
-Replace 44 existing well meters with new SCADA/AMI meters	
-Major replacements of water system components	
-Replace/Repair RTU at var locations	
-Storm damage replacement of Water system components	
-Storm damage replacement of Water control system components	
Replacement various types of pump/ motors w/in water system	
-Storage Tank Renovations	
-Well renovations	
-Scattered Waterline Extensions 460 ea.	
-Cistern/Septic Projects 78 ea.	

Navajo Tribal Utility Authority

2021 W/WW ENGINEERING DIVISION Wastewater Capital Projects



Note: ▲=Carry-Over from 2019

45 Total Projects:
05 - Complete
34 - In Progress
06 - Pending

INITIAL TARGET: 40 Projects
INITIAL BUDGET: \$26,891,347

Total Projects: 45 Projects
TOTAL BUDGET: \$36,917,885

CHINLE

Total: 6, Sub-Total: \$7,002,000

LOCATION	PROJECTS
Chinle WWTP Replacement	1
Chinle WWTP Lift Station	1
Chinle WWTP Compliance plan	1
Ganado Total Retention	1
Many Farms WWTP Lift Station	1
Pinon	1
-Total Retention Expansion	

DILKON

Total: 1, Sub-Total: \$300,000

LOCATION	PROJECTS
Dilkon Lagoon	1

KAYENTA

Total: 3, Sub-Total: \$2,131,000

LOCATION	PROJECTS
Kayenta WWTP	1
- Replacement	
Shonto, WWTP Lift Station	1
Kayenta WWTP	1
- Compliance Plan	

TUBA CITY

Total: 6, Sub-Total: \$3,992,000

LOCATION	PROJECTS
Coalmine	1
-WWTP Liftstation Wet Well, Pumps, Controls SCADA & Gen	
Lechee	1
-WWTP Liftstation Wet Well, Pumps, Controls SCADA & Gen	
Tuba City	1
-WWTP Replacement	
Tuba City WWTP	1
Compliance Plan	
Tuba City WWTP	1
CI2/SO2 Storage	
Tuba City Bridge	1
Sewer Line Replacement	

CROWNPOINT

Total: 4, Sub-Total: \$483,200

LOCATION	PROJECTS
Iyanbito	1
-WWTP liftstation wet well, controls -SCADA & Gen.	
Smith Lake Lagoon	1
Install Lagoon Fencing	
Church Rock	1
Replace Sewer Trestle	
Mariano Lake Lagoon	1
Replace Lagoon Fence	

FORT DEFIANCE

Total: 8, Sub-Total: \$13,820,715

LOCATION	PROJECTS
Coyote Canyon	1
-WWTP Liftstation Wet Well, Pumps, -Controls SCADA & Gen	
Fort Defiance	1
-1800' of 8" DI Bridge wash crossing, 60' of 8' BI Pipe w/ 4 MH (PE&D)	
Window Rock	1
-WRWWPT	
Navajo, NM	1
-WWTP Liftstation Wet Well, Pumps, Controls SCADA & Gen	
Sawmill	1
-WWTP Liftstation Wet Well, Pumps, Controls SCADA & Gen	
Manuelito Drive	1
WR WWTP Trunk line Repair Ph II	1
WR - FD Trunk Replacement	1

SHIPROCK

Total: 5, Sub-Total: \$19,145,432

LOCATION	PROJECTS
Shiprock	1
-WWTP Phase 1	
Shiprock	1
-Forcemain pit Excavation	
Sanostee Permanent Tie-in	1
Shiprock Indian Village	1
-New Manholes	
Shiprock	1
-Trunk Replacement	

NAVAJO NATION

Total: 13, Sub-Total: \$23,009,685

LOCATION	PROJECTS
-Sewer Collection Cleaning	
-Miscellaneous wastewater systems components	
-Storm Damage replacement of waste-water systems	
-Replacement of various types of pump/motors	
-24 ea. Lagoon Fence & Gate replacement. 12,000' and 5 gates	
-Sewer Collection Rehab	
-Manhole Rehab	
-Sludge Removal	
-Lagoon Dressing	
-WW collection Slip Lining	
-Emergency Sewer Repair	
-WW Manhole Rehab	



Contact List

Navajo Tribal Utility Authority **An Enterprise of the Navajo Nation** **www.ntua.com • 1-800-528-5011**

HEADQUARTERS

P.O. Box 170, Fort Defiance, Arizona 86504

Toll Free: 1-800-528-5011

Fax Number: 928-729-2135

www.ntua.com

- General Manager Walter W. Haase, P.E.
- General Manager – *Choice NTUA Wireless*..... Velena Tsosie
- Deputy General Manager..... Rex Kontz
- Assistant Manager/DGM Office..... Rayni Nelson
- Deputy General Manager-EISD Srinivasa Venigalla
- Chief Financial Officer..... Thomas Nelson
- Deputy Chief Financial Officer Gerard Curley
- Communication System Manager Neil Broyles
- Electric Systems Director Lester Lee
- Government and Public Affairs Manager Deenise Becenti
- Human Resources Manager Rowena Benally
- IT Manager Savoy Yazzie
- Transportation & Equipment Manager Bryno Shirley

Chinle District Office

P.O. Box 549, Chinle, Arizona 86503

- District Manager Gary Monroe
- Office Supervisor..... Tomasita Clarke
- Field Superintendent Alfred Dugi
- Customer Service Supervisor Rhonda Lomakema

Crownpoint District Office

P.O. Box 1825, Crownpoint, New Mexico 87313

- District Manager Paula Hoylan
- Office Supervisor..... Jamie Russette
- Field Superintendent *Vacant*
- Customer Service Supervisor Lorraine Hoskie

Dilkon District Office

HC 63 Box D, Winslow, Arizona 86047

- District Manager..... Jonathan Curley
- Office Supervisor..... Annelita Spencer
- Field Superintendent..... Isabelle Lang
- Customer Service Supervisor Elizabeth Yazzie

Fort Defiance District Office

P.O. Box 587, Fort Defiance, Arizona 86504

- District Manager..... Paula Holyan
- Office Supervisor..... Ilene Noble
- Field Superintendent..... Wendell Damon
- Customer Service Supervisor Heather Bia

Kayenta District Office

P.O. Box 37, Kayenta, Arizona 86033

- District Manager..... Vircynthia Charley
- Office Supervisor..... Patricia Watchman
- Field Superintendent..... Melissa Parrish
- Customer Service Supervisor (Acting) Loretta Frank

Shiprock District Office

P.O. Box 1749, Shiprock, New Mexico 87420

Red Mesa Sub-Office

Nageezi Sub-Office

- District Manager..... Wilfred Franklin, Jr.
- Office Supervisor..... Natissa Johnson
- Field Superintendent..... Cornelius Carl
- Customer Service Supervisor Morena Barber

Tuba City District Office

P.O. Box 398, Tuba City, Arizona 86045

- District Manager..... Alicia Richards
- Office Supervisor..... Gaylda Tso
- Field Superintendent..... Chester Whiterock
- Customer Service Supervisor Brandon J. Begay

Office Hours

District: 7:00 a.m. to 6:00 p.m. (Mon.-Thu.) - 7:00 a.m. to 5:00 p.m. (Fri.)

Sub-offices: 8:00 a.m. to 5:00 p.m. (Mon.-Fri.)

After Hours Outage Reporting - Utility Operations Center : 1-800-528-5011

www.ntua.com

Navajo Tribal Utility Authority is also on





Navajo Tribal Utility Authority

An Enterprise of the Navajo Nation

2021

January *The Thawing of Snow*
Yasnít'e'es

Sunday	Monday	Tuesday	Wednesday	Thursday	Friday	Saturday
					1 New Year's Day OFFICE CLOSED	2
3	4	5	6	7	8	9
10	11	12	13	14	15	16
17	18	19	20	21	22	23
24 31	25	26	27	28	29	30

Navajo Language Day
OFFICE CLOSED

February *Birth of Eagle*
Atsábiyáázh

Sunday	Monday	Tuesday	Wednesday	Thursday	Friday	Saturday
	1	2	3	4	5	6
7	8	9	10	11	12	13
14	15	16	17	18	19	20
21	22	23	24	25	26	27
28						

Groundhog Day

March *First Day of Eagle*
Wóózhch'íid

Sunday	Monday	Tuesday	Wednesday	Thursday	Friday	Saturday
	1	2	3	4	5	6
7	8	9	10	11	12	13
14	15	16	17	18	19	20
21	22	23	24	25	26	27
28	29	30	31			

Eagle Appreciation Day

April *Growth of Early Plant Life*
T'ááshil

Sunday	Monday	Tuesday	Wednesday	Thursday	Friday	Saturday
				1	2	3
4	5	6	7	8	9	10
11	12	13	14	15	16	17
18	19	20	21	22	23	24
25	26	27	28	29	30	

April Fools Day
Good Friday
Easter
Navajo Language Day
OFFICE CLOSED

May *Big Leaves*
T'ááts'oh

Sunday	Monday	Tuesday	Wednesday	Thursday	Friday	Saturday
						1
2	3	4	5	6	7	8
9	10	11	12	13	14	15
16	17	18	19	20	21	22
23	24	25	26	27	28	29
30	31					

Mother's Day
Navajo Culture Day
Armed Forces Day

June *Planting of Early Crops*
Ya'tishj'áashchilí

Sunday	Monday	Tuesday	Wednesday	Thursday	Friday	Saturday
		1	2	3	4	5
6	7	8	9	10	11	12
13	14	15	16	17	18	19
20	21	22	23	24	25	26
27	28	29	30			

Navajo Language Day
OFFICE CLOSED

July *Planting of Late Crops*
Ya'tishj'áástsoh

Sunday	Monday	Tuesday	Wednesday	Thursday	Friday	Saturday
				1	2	3
4	5	6	7	8	9	10
11	12	13	14	15	16	17
18	19	20	21	22	23	24
25	26	27	28	29	30	31

Independence Day
OFFICE CLOSED

August *Harvesting of Early Crops*
Bini'ant'áástsoh

Sunday	Monday	Tuesday	Wednesday	Thursday	Friday	Saturday
1	2	3	4	5	6	7
8	9	10	11	12	13	14
15	16	17	18	19	20	21
22	23	24	25	26	27	28
29	30	31				

Navajo Code Talker Day
Senior Citizens Day

September *Harvesting of Late Crops*
Bini'ant'áástsoh

Sunday	Monday	Tuesday	Wednesday	Thursday	Friday	Saturday
			1	2	3	4
5	6	7	8	9	10	11
12	13	14	15	16	17	18
19	20	21	22	23	24	25
26	27	28	29	30		

Labor Day
OFFICE CLOSED

October *Separation of Seasons*
Ghagjil'

Sunday	Monday	Tuesday	Wednesday	Thursday	Friday	Saturday
					1	2
3	4	5	6	7	8	9
10	11	12	13	14	15	16
17	18	19	20	21	22	23
24	25	26	27	28	29	30
31						

Independence People's Day
Boys' Day

November *Small Harvest*
Nilch'its'ósi

Sunday	Monday	Tuesday	Wednesday	Thursday	Friday	Saturday
		1	2	3	4	5
6	7	8	9	10	11	12
13	14	15	16	17	18	19
20	21	22	23	24	25	26
27	28	29	30			

Daylight Saving Time Ends
Veterans Day
OFFICE CLOSED

December *Big Harvest*
Nilch'its'oh

Sunday	Monday	Tuesday	Wednesday	Thursday	Friday	Saturday
			1	2	3	4
5	6	7	8	9	10	11
12	13	14	15	16	17	18
19	20	21	22	23	24	25
26	27	28	29	30	31	1

Winter Begins
Christmas
January 2021
OFFICE CLOSED

☎ Communications ☎ Electric ☎ Natural Gas ☎ Renewable Energy ☎ Wastewater ☎ Water ☎

P.O. Box 170, Fort Defiance, Arizona 86504

1-800-528-5011 ☎ www.ntua.com ☎

Navajo Tribal Utility Authority Office Locations

☎ Chinle ☎ Crownpoint ☎ Dilkon ☎ Fort Defiance ☎ Kayenta ☎ Nageezi ☎ Shiprock ☎ Red Mesa ☎ Tuba City ☎



Navajo Tribal Utility Authority
A Proud Enterprise of the Navajo Nation

www.ntua.com

